



# SCHOOL RULES

## Be Safe



## Be Respectful



## Be a Good Learner



## WHAT'S ON

The West Express  
 Fairfield West Public School  
 Palmerston Rd, Fairfield West. 2165  
 Phone: 9604 5568  
 Email: [fairfieldw-p.school@det.nsw.edu.au](mailto:fairfieldw-p.school@det.nsw.edu.au)

4 June	PSSA and Learn to Swim
9 June	SSW Cross Country
10 June	Multicultural Public Speaking
11 June	PSSA and Learn to Swim
14 June	Public Holiday

Thursday 3 June 2021

### SCHOOL WEBSITE

<https://fairfieldw-p.schools.nsw.gov.au>



FOLLOW US ON TWITTER  
 @FairWestPS



Fairfield West Public School has Skoolbag App. Newsletters, dates and important messages can now be delivered straight to your smart phone. For instructions on how to download the app visit our School Website.

# News from the Principal ~ Genelle Goldfinch

Dear parents and caregivers

## **Debating- CONGRATULATIONS**

On Thursday 27 May two FWPS debating teams consisting of students in years 5 and 6 competed in online debates against local Primary Schools. The Pow Wows competed against Prairievale PS and the Wranglers against St Johns Park PS. I am extremely proud to say that both teams used their skills to clearly present their ideas and rebut arguments to win their debates. Congratulations to all the students who were involved and the staff who work with the students to develop their skills in this area.

## **Reports and Parent-Teacher Interviews**

Interviews will be held during week 10 of this term either **in person or via phone**. Please take advantage of the wonderful opportunity to exchange information with and get to know your child's teacher and vice versa. Translators will be available to assist with the transfer of information in person or via phone.

Please complete the separate note sent home and return it to the class teacher so a time can be scheduled for the interview.

Monday 21 June – Kindergarten, K/6T and K/6P

Tuesday 22 June – Years 1 and 2, K/6C and K/6M

Wednesday 23 June – Years 3 and 4, K/6G and K/6D

Thursday 24 June – Years 3 and 4 and K/6B

## **Cyber Safety**

Students need to be encouraged to use the internet in a positive and safe way that protects them and reduces the risk of becoming a victim of unwanted communication or inappropriate material online.

The NSW Police Force website has some useful tips to support parents and caregivers about how to supervise their child's internet use. They have provided flyers in different languages explaining how to keep your children safe online. These flyers are included at the back of this newsletter.

## **Facebook Quizzes/Question Posts**

Facebook posts enquiring about your favourite food, first pet etc could be a way of people gathering information about you.

Please answer these posts with caution, as these are often utilised to identify yourself on various accounts. For further information see the back of the newsletter regarding how information could be collected and used.

## **School Uniform**

It is starting to get chilly and we need to keep warm. Please ensure that students are **wearing full school uniform**, including green tights for girls and black school shoes for all. Girls wearing the hijab are expected to wear green or white only. **Please make sure all items of clothing are labelled with your child's name** so items can be returned if misplaced. Thanks for following our school's Uniform Policy and keeping our children looking terrific.

## **NSW Premier's Spelling Bee**

As a result of the Premier's Spelling Bee school round the following students will be representing the school at the Regional Competition Omar Ajaj and Daniel Ratuove.

We congratulate the following students, the winner for stage 2 was Omar Ajaj, the runner up Jaffar Oun and third place was William Ly.

The winner for stage 3 was Daniel Ratuove, the runner up Luke Taifalos and third place was Matti Goka.

Well done to all students who participated. We wish Omar and Daniel all the best at the Regional Competition.



# News from the Principal – Genelle Goldfinch

## Crazy hair day

Crazy Hair day will be held on Thursday 17 June. This is a year 6 fundraising event so students are asked to bring a \$2 donation to school if they come with a crazy hairdo. Students will be able to get their hair sprayed painted at recess or lunch for \$2. I look forward to seeing all the fun hairdos!



## Kindergarten enrolment for 2022

If you have a child who is turning 5 or 6 in 2022 it is time to contact the school about the enrolment process.

Do you know of any other family or friends in the Fairfield West area with a child ready for school? Let them know that now is a great time to begin the enrolment process!

Children who have a diagnosed disability may require extra paperwork to be completed to best meet their needs, the school can assist families/carers with this. We strongly encourage immediate enrolment for students who may have a disability.

Contact the school office on 9604 5568



## **STAFF LEARNING**


Not only do the students spend their days learning, but so do all the staff at FWPS. Over the past two weeks staff members have participated in the following professional learning opportunities, mostly remotely:

- Half day High Potential and Gifted PL – three year 1 teachers and one Assistant Principal (IL)
- Half day High Potential and Gifted PL – four year 5 teachers and one Assistant Principal (IL)
- Half day High Potential and Gifted PL – five year 3 teachers and one Assistant Principal (IL)
- Half day High Potential and Gifted PL – three year 6 teachers and one Assistant Principal (IL)
- Full day Anti-Racism PL – one teacher
- Half day Starting Strong in Mathematics – ten teachers, two Assistant Principals (IL), one Instructional Leader and one Deputy Principal
- Half day Big Ideas in Mathematics - 18 teachers, three Assistant Principals (IL)
- Business Manager- 2 hours Leading performance and development process in schools
- Business Manager – 2 Hours Leadership keynote – Training and coaching solutions
- Principal – 3 hours Harvard University Navigating Complexity: A Leadership Program for Principals –online course
- Principal – 1 hour online course on Panel Member for Access Requests
- Principal – 4 hour Principal Network Meeting

All staff professional learning ensures that the highest quality of education is provided to all students at FWPS.

*I respect and acknowledge Aboriginal People as the traditional owners of the land on which I work, live and visit.*

Have a lovely weekend!  
Genelle Goldfinch



# Student Learning

## Learning in 4I and 4P


4I and 4P have had a very busy term 2. We are focusing on multiplicative strategies and practising our inferring skills when reading quality texts.

### Inferring

Use clues to think, judge, & speculate.





- Maybe / Perhaps ...
- It could be that...
- This could mean...
- I predict...
- I infer...
- When it says \_\_\_\_\_, I think...



4I and 4P students have welcomed instructional leaders Ms Pearce and Ms Merheb into our classes to help us meet our learning goals. Students enjoy small group work which assists them in achieving their individual and group learning goals.



We have been learning to read and annotate texts to gain a greater understanding and to assist us when responding to texts.



4I have loved using pickers, an online application where students answer a variety of literacy and numeracy questions. The students love this activity and so do the teachers! The instant feedback allows teachers to tailor lessons to meet learning needs.



# Student Learning

## Stage 1 and Support Unit 'Living World' Excursion to Sydney Zoo

On Tuesday 25 May Year 1, Year 2 and Support Unit students had the exciting opportunity to visit Sydney Zoo to learn about the 'Living World' around us.

After a fun bus ride, we arrived at Sydney Zoo and enjoyed our recess to fuel us for the busy day of exploring ahead!

First, we headed to the aquarium to meet the sea animals. Even before we entered, a large crocodile welcomed everyone by swimming towards us to show off its long, powerful jaw! Then we explored the reptiles and nocturnal animals. Even though it was dark, everyone was fascinated by each creature as we slowly walked past to learn about them.

We also saw Australian native animals like kangaroos, Tasmanian devils, wallabies, emus and wombats and we even listened to a zookeeper who told us all about koalas.

After a lunch break we continued towards the Lion Deck. On our way we saw camels, tigers and cheetahs. Standing on the deck allowed us to see the tall giraffes munching on leaves. Then we walked past two energetic elephants and finished off by seeing the active meerkats.

Finally, it was time to go back to school by bus. Stage 1 and Support Unit students had an interactive and engaging experience learning about a variety of animals at Sydney Zoo.



# Student Learning



# Community News

## Community Hub

Activities in the Community Hub have resumed for 2021. Rania Bursic is the Community Hub Leader at FWPS this year. If you would like to join any of the groups or speak to Rania you can contact her in person in the Community Cottage or on 0492 842 572.



### English classes

FREE English classes are being held every Tuesday from 09:00am to 11:30am in the Community Cottage. The classes will be run by a Community College teacher and free childcare is provided. Please contact Rania for more information.

**FREE Child-minding - bookings essential - call Rania: 0492 842 572**



### Breakfast club

Breakfast club runs five mornings a week in the Community Cottage from 8:30am-8:50am for students who require breakfast. **Please send your child prior to 8:50am should they want some breakfast.**



### Playgroup

Our multicultural playgroup has resumed and is on every Thursday from 9:00am to 11:00am in the Community Cottage. If you would like to attend, please contact Rania.

### Coffee and Chat

Each Thursday at 2.20pm there will be an opportunity to come to the Community Cottage for a cuppa and a chat with other parents/carers.



Coffee & Chat



NSW Department of Education

# Why attendance matters



When your child misses school they miss important opportunities to:



Learn



Make friends



Build skills through fun

## Days missed = years lost


A day here and there doesn't seem like much, but...

When your child misses just...

they miss weeks per year

and years over their school life





NSW POLICE FORCE CRIME PREVENTION SERIES

## Protect your children online

Protect your children

The use of mobile telephones, tablets and personal computers is common in most people's lives.

Children are encouraged to use these devices to assist with their studies and stay connected, but this technology can also be used by online predators to target children.

A lot of children use mobile devices to keep in contact with friends via social media. Whilst using these sites, there is a chance they could come into contact with online predators.

Here are some simple steps we all can take to help protect our children when they are online.

### Children - protect yourself online

- **NEVER** post personal information, including your name, home address, photograph, phone number or school, anywhere on the internet.
- **ALWAYS** tell your parents or another adult you know of any contact online that makes you feel uncomfortable.
- **NEVER** arrange a face-to-face meeting with someone you have chatted to online without your parents' or carers' full knowledge. Have a parent/carer accompany you.
- **ALWAYS** think before sending. Pressing 'send' is definite and final - you can't get it back.
- **DO NOT** send a picture of yourself to anyone you don't know.

### Parents - protect your children online

- **ALWAYS** educate your children about the dangers associated with online conversations.
- **ENSURE** that you discuss age-appropriate sites with your children.
- **TALK** to your child about what they do online and their favourite sites to visit.
- **CHECK** with your child's school, public library, and other places they frequent to find out what internet sites they're accessing.
- **ALWAYS** monitor the status of safety settings on devices used by your child.

### Protect your home devices

- **DEACTIVATE** settings like GPS from social media sites used by your child.
- **ENSURE** you and your family use strong passwords to secure your devices.
- **ALWAYS** use secure web browsers and active parental control restrictions on your home computer and devices.
- **PROTECT** your passwords so your child cannot automatically purchase apps without your approval.
- **DO NOT GIVE YOUR PASSWORD TO ANYONE - NO ONE!**

For more information on this topic visit [www.esafety.gov.au](http://www.esafety.gov.au)

For more crime prevention information visit us on [www.police.nsw.gov.au](http://www.police.nsw.gov.au)





سلسلة منع وقوع الجرائم تقدّمها قوة شرطة نيو ساوث ويلز

## أحم أطفالك عند استخدامهم الإنترنت

إن استخدام الهواتف النقالة والحواسيب اللوحية والشخصية أمرٌ عاديٌّ في حياة معظم الناس. ويتم تشجيع الأطفال على استخدام هذه الأجهزة للمساعدة في دروسهم والبقاء على اتصال. لكن هذه التكنولوجيا يمكن أيضاً أن يستخدمها مفترسو الإنترنت (online predators) لاستهداف الأطفال. يستخدم كثير من الأطفال الأجهزة النقالة للبقاء على اتصال بأصدقائهم عبر وسائل التواصل الاجتماعي. وخلال استخدام هذه المواقع، تكون هناك إمكانية حدوث تواصل بين الأطفال ومفترسي الإنترنت. فيما يلي بعض الخطوات البسيطة التي يمكننا جميعاً اتخاذها للمساعدة على حماية أطفالنا عندما يستخدمون الإنترنت.

### أيها الأطفال - احمو أنفسكم عند استخدام الإنترنت

- لا تضع أبداً معلومات شخصية، بما فيها اسمك أو عنوان منزلك أو صورتك أو رقم هاتفك أو مدرستك في أي مكان على شبكة الإنترنت.
- دائماً أخبر والدك أو شخصاً بالغاً آخر تعرفه عن أي اتصال عبر الإنترنت يجعلك تشعر بالانزعاج.
- لا ترتّب أبداً أي لقاء وجهاً لوجه مع شخص تمت درشته بينك وبينه عبر الإنترنت بدون معرفة والدك أو مقدمي رعايتك بذلك معرفة كاملة. اصطحب أحد والدك/مقدمي رعايتك معك.
- دائماً فكّر قبل الإرسال. إن الضغط على "أرسل" شيء مؤكّد ونهائي - لا يمكنك استعادته.
- لا ترسل صورتك إلى أي شخص لا تعرفه.

### أيها الأمهات والآباء - احموا أطفالكم عند استخدامهم الإنترنت

- دائماً علّم أطفالك الأخطار المصاحبة للمحادثة عبر الإنترنت.
- تأكّد من أن تناقش مع أطفالك مواقع مناسبة لسنّهم.
- حدّد إلى طفلك عمّا يفعله عند استخدام الإنترنت وعن المواقع المفضّلة التي يزورها.
- استفسر من مدرسة طفلك والمكتبة العامة والأماكن الأخرى التي يتردّد عليها لمعرفة مواقع الإنترنت التي يدخل إليها.
- دائماً راقب حالة أوضاع التأمين في الأجهزة التي يستخدمها طفلك.

### أحم أجهزة منزلك

- أوقف تنشيط الأوضاع مثل GPS من مواقع التواصل الاجتماعي التي يستخدمها طفلك.
- تأكّد من أنك وعائلتك تستخدمون كلمات مرور قوية لتأمين أجهزتكم.
- دائماً استخدم متصفحات إنترنت آمنة وتقييدات حكّم والدي نشطة في الحاسوب والأجهزة المنزلية.
- احم كلمات المرور الخاصة بك بحيث لا يستطيع الطفل شراء تطبيقات بصورة تلقائية بدون موافقتك.
- لا تعط كلمة المرور الخاصة بك إلى أي شخص - أي إلى أي كان!

للمزيد من المعلومات عن هذا الموضوع تفقّد الموقع [www.esafety.gov.au](http://www.esafety.gov.au)

للمزيد من المعلومات عن منع الجريمة

تفضّل بزيارتنا في الموقع [www.police.nsw.gov.au](http://www.police.nsw.gov.au)



Justice



Triple Zero (000)

للمدّات الطارئة أو التهنئة للحياة




Police Assistance Line (131 444)

للحالات غير الطارئة.



Crime Stoppers (1800 333 000)

لتقديم معلومات عن الجرائم، يمكن أن يكون ذلك بدون إعطاء اسمك.



LOẠT BÀI PHÒNG CHỐNG TỘI PHẠM CỦA LỰC LƯỢNG CẢNH SÁT NSW

## Bảo vệ con em quý vị trên mạng internet

Bảo vệ con em quý vị

Việc sử dụng điện thoại di động, máy tính bảng và máy computer cá nhân là chuyện thông thường trong hầu hết cuộc sống của mọi người.

Trẻ em được khuyến khích sử dụng các thiết bị này để giúp các em học hành, giữ liên lạc với bạn bè, thế nhưng kỹ thuật này cũng có thể bị những kẻ rình rập trên mạng internet (online predators) sử dụng nhằm vào các trẻ em.

Nhiều trẻ em sử dụng thiết bị di động để giữ liên lạc với bạn bè qua phương tiện truyền thông xã hội. Khi sử dụng các trang mạng này, các em có nguy cơ liên lạc với những kẻ rình rập trên mạng internet.

Dưới đây là một vài bước đơn giản tất cả chúng ta đều có thể thực hiện để bảo vệ con cái khi các em lên mạng.

### Trẻ em – hãy bảo vệ chính các em trên mạng

- **ĐỪNG BAO GIỜ** đăng thông tin cá nhân kể cả tên, địa chỉ nhà, hình ảnh, số điện thoại hay trường học lên bất cứ nơi nào trên mạng internet.
- **LUÔN LUÔN** nói cho cha mẹ hay một người lớn nào khác các em biết về bất kỳ mối liên hệ nào trên mạng làm cho các em cảm thấy bất an.
- **KHÔNG BAO GIỜ** sắp xếp một cuộc hẹn trực diện với người nào các em tán chuyện trên mạng mà không cho cha mẹ hay người chăm sóc biết rõ. Hãy đi cùng cha mẹ/người chăm sóc.
- **LUÔN LUÔN** suy nghĩ trước khi gửi đi. Một khi đã bấm 'gửi' đây là chuyện xác định và chung quyết – các em không thu hồi lại được.
- **ĐỪNG** gửi hình ảnh của mình cho người các em không quen biết.

### Cha mẹ – bảo vệ con em mình trên mạng

- **LUÔN LUÔN** giáo dục con em mình về nguy cơ liên quan đến các cuộc trò chuyện trên mạng.
- **BẢO ĐẢM** quý vị thảo luận với con em mình về những trang mạng thích hợp với độ tuổi của các em.
- **NÓI CHUYỆN** với con quý vị về những gì các em làm trên mạng và những trang mạng nào các em thích vào xem nhất.
- **HỎI** nhà trường của con em quý vị, thư viện công cộng và các nơi khác các em thường lui tới để tìm biết những trang mạng nào các em hay vào.
- **LUÔN LUÔN** theo dõi tình trạng những cài đặt an toàn trên các thiết bị con em quý vị sử dụng.

### Bảo vệ các thiết bị trong nhà quý vị

- **LÀM MẤT TÁC DỤNG** cài đặt như GPS từ các trang mạng truyền thông xã hội con quý vị sử dụng.
- **BẢO ĐẢM** quý vị và gia đình sử dụng các mật mã chặt chẽ để bảo đảm an toàn cho các thiết bị.
- **LUÔN LUÔN** sử dụng các trình duyệt mạng an toàn và các hạn chế do phụ huynh kiểm soát thường trực trên các máy computer và thiết bị trong nhà.
- **BẢO VỆ** mật mã của quý vị để con quý vị không thể tự động mua các ứng dụng khi chưa được quý vị đồng ý.
- **ĐỪNG CHO BẤT KỲ AI BIẾT MẬT MÃ CỦA QUÝ VỊ – KHÔNG MỘT AI!**

Muốn biết thêm thông tin về đề tài này xin vào trang mạng [www.esafety.gov.au](http://www.esafety.gov.au)

**Muốn biết thêm thông tin về phòng chống tội phạm xin vào  
trang mạng của chúng tôi tại [www.police.nsw.gov.au](http://www.police.nsw.gov.au)**



# Online Cyber Safety Tip#1

Avoid doing online quizzes that calculate how much you look like a certain celebrity or ask personal questions about yourself. This helps the fraudster try and work out what your passwords might be, in order to login in to your accounts. Below is a sample of an online quiz fraudsters have used to access unsuspected victims personal accounts.

Where did you grow up: **STOP**  
Favorite color: **GIVING**  
First pet's name: **PEOPLE**  
Street you grew up on: **YOUR**  
Favorite Childs Name: **PERSONAL**  
Favorite sports team: **INFO**  
High school mascot: **TO**  
Favorite food: **GUESS**  
What was your first car: **YOUR**  
Moms name before she married: **PASSWORD**  
First job: **AND**  
Favorite band: **SECURITY**  
Favorite food: **QUESTIONS**

