

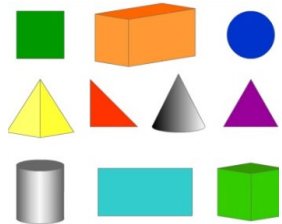






FWPS Stage 1 Week 2

You will not need access to a digital device to complete the following activities. You will need help from a parent/carer.

	Monday	Tuesday	Wednesday	Thursday	Friday
Task	Have a go at tying up your shoes.	Say something nice to someone in your family.	Help clean up the lounge room.	Take your dirty clothes to the laundry.	Help an adult write a shopping list of important things to buy on the weekend.
Morning	<p>English</p> <p><u>Reading</u></p> <p>Log in to Reading Eggs and complete the activities for 30 minutes.</p> <p><u>Spelling</u></p> <p>Check your Google Classroom for this week's spelling words.</p> <p>Write your words in rainbow writing, using a different colour for each letter.</p>	<p>English</p> <p><u>Reading</u></p> <p>Log in to Reading Eggs and complete the activities for 30 minutes.</p> <p><u>Spelling</u></p> <p>Look at each spelling word. The vowel letters are a, e, i, o, u. All other letters are consonants.</p> <p>Write your spelling words, with the vowels in red and the consonants in blue.</p>	<p>English</p> <p><u>Reading</u></p> <p>Log in to Reading Eggs and complete the activities for 30 minutes.</p> <p><u>Spelling</u></p> <p>Write your spelling words in the air with your finger.</p>	<p>English</p> <p><u>Reading</u></p> <p>Log in to Reading Eggs and complete the activities for 30 minutes.</p> <p><u>Spelling</u></p> <p>Choose 3 spelling words and write them in a sentence. Don't forget a capital letter at the start and a full stop at the end!</p>	<p>English</p> <p><u>Reading</u></p> <p>Log in to Reading Eggs and complete the activities for 30 minutes.</p> <p><u>Spelling</u></p> <p>Get a family member to test you on this week's spelling words. Can you remember how to spell them?</p>

	Monday	Tuesday	Wednesday	Thursday	Friday
	<p><u>Writing</u></p> <p>Go to Google Classroom and watch Ms Kallu read the book 'Silly Billy' by Anthony Browne.</p> <p>Write a letter to Billy telling him things he can do to stop worrying. Think about what sorts of things you like to do when you're feeling worried.</p>	<p><u>Writing</u></p> <p>Watch the short movie 'Pip the Pup' https://www.youtube.com/watch?v=07d2dXH Yb94</p> <p>Write a sequenced recount about what happened in the movie and how Pip felt throughout.</p> <p>In the beginning...</p> <p>Next...</p> <p>Then...</p> <p>Finally...</p>	<p><u>Writing</u></p> <p>Go to Google Classroom and watch Ms Lia read the book 'Sad the Dog' by Sandy Fussell.</p> <p>Write a story about what fun adventures Jack and Lucky might do next.</p> <p>You might like to write about how they can train Lucky to be a good dog, or Lucky meeting a new dog friend.</p>	<p><u>Writing</u></p> <p>Watch the short movie 'Catch It' https://www.youtube.com/watch?v=c88QE6y GhfM</p> <p>Write a sequenced recount about what happened in the movie.</p> <p>In the beginning...</p> <p>Next...</p> <p>Then...</p> <p>Finally...</p>	<p><u>Writing</u></p> <p>Go to Google Classroom and watch Ms Tieng read the book 'Stanley Paste' by Aaron Blabey.</p> <p>Do you think it would be better to be short or tall? Explain why in a letter to your teacher.</p>
Morning break	Recess	Recess	Recess	Recess	Recess
	<p>Year 1: Count to 100 and dance! https://www.youtube.com/watch?v=0TqLtF3PMOc</p> <p>Year 2: Skip counting by 5s https://www.youtube.com/watch?v=amxVL9KUmq8</p> <div style="display: flex; justify-content: space-around; align-items: center;">  <div style="display: flex; gap: 10px;"> <div style="border: 2px solid yellow; padding: 5px; font-size: 2em;">5</div> <div style="border: 2px solid yellow; padding: 5px; font-size: 2em;">10</div> <div style="border: 2px solid yellow; padding: 5px; font-size: 2em;">15</div> <div style="border: 2px solid yellow; padding: 5px; font-size: 2em;">20</div> </div> </div>				

	Monday	Tuesday	Wednesday	Thursday	Friday
Middle	<p>Mathematics</p> <p><u>Number talk</u></p> <p>Write and draw everything you know about the number 21 or 75.</p> <p><u>Money</u></p> <p>Ask an adult if you can borrow some of their silver coins. Have a look at the silver coins and the numbers on them. This shows us how many cents it is worth.</p>  <p><i>In my pocket I have 75 cents. What coins might I have?</i></p> <p>How many different ways can you show 75 cents? Draw your answers.</p>	<p>Mathematics</p> <p><u>Number talk</u></p> <p>Write and draw everything you know about the number 27 or 129.</p> <p><u>Length</u></p> <p>Length is measuring how long or how wide something is.</p> <p>Measure the length of these items around your house, using your hands:</p> <ul style="list-style-type: none"> - your bed - a book - another family member - table <p>Record your answer in your book.</p> <p>Eg. Bed = 10 hands</p>	<p>Mathematics</p> <p><u>Number talk</u></p> <p>Write and draw everything you know about the number 17 or 100.</p> <p><u>3D Objects</u></p> <p>Using the playdough you made yesterday, create the following shapes:</p> <ul style="list-style-type: none"> - cone - sphere - cube - cylinder 	<p>Mathematics</p> <p><u>Number talk</u></p> <p>Write and draw everything you know about the number 30 or 150.</p> <p><u>Chance</u></p> <p>If we flip a coin 10 times, do you think it will land on heads more or tails more?</p>  <p><i>Head</i> <i>Tail</i></p> <p>Now flip a coin 10 times. Record if it lands on a head or a tail.</p> <p>Did it land on heads or tails more?</p>	<p>Mathematics</p> <p><u>Number talk</u></p> <p>Write and draw everything you know about the number 25 or 198.</p> <p><u>Time</u></p> <p>There are 4 seasons: summer, autumn, winter, spring.</p> <p>Draw an activity and the clothes you should wear in each season.</p> 

	Monday	Tuesday	Wednesday	Thursday	Friday
Afternoon Break	Lunch	Lunch	Lunch	Lunch	Lunch
	<p>How many star jumps can you do in 1 minute?</p> <p>Write down how many you can do each day.</p> <p>See if you can do some more each day!</p>				
Afternoon	<p>Creative arts</p> <p>Draw a portrait of a family member. Write some adjectives (describing words) around the person's face.</p> <div style="display: flex; align-items: center; justify-content: center;"> <div style="margin-right: 10px;">2 blue eyes</div>  <div style="margin-left: 10px;">kind joyful</div> </div>	<p>Science and technology</p> <p>It's time to make some playdough!</p> <p>Watch this video and follow the recipe to make your own playdough:</p> <p>https://www.youtube.com/watch?v=jv73CEzY1jg</p>	<p>Creative arts</p> <p>Go to Art for Kids Hub on YouTube and choose a picture to draw. Display it in your home for everyone to enjoy!</p> <p>https://www.youtube.com/user/ArtforKidsHub/videos</p>	<p>History</p> <p>Families have changed a lot since our grandparents were younger.</p> <p>Talk to your parents/grandparents about what jobs they used to do around the house when they were younger.</p> <p>Is it different or similar to the jobs that you do to help around your home now?</p>	<p>Physical Education</p> <p>Choose a Cosmic Kids Yoga video to do with your family:</p> <p>https://www.youtube.com/user/CosmicKidsYoga</p> 